



## City Administrator Report to Mayor & City Council

*July 5 & 12, 2013, Edition No. 93*

### REPORT:

1. **MMGC:** Please see the attached information on the golf course rounds year-to-date.
2. **Fire Engine:** For your information a copy of the fire engine design is attached. The engine is schedule for pick up on July 25 with arrival in Muscatine on the 26th.
3. **Fire Station #2 Update:** We have heard that the General Contractor is going out of business. We have not heard anything formal from the contractor. We have a few minor items remaining to be corrected in addition to staining and a final resolution on the concrete panels. We are working with our attorney to come to a final resolution.
4. **ATE:** Attached is the ATE summary report in the new format updated for June tickets issued/paid. This should be the final report for FY 13.
5. **Budget:** The FY 2013/2014 Budget is done and now on the website! We have a very limited number of printed copies - generally one per department and a few extras if anyone wants one. Please contact Fran or Nancy if you prefer a paper copy over the web-based version.
6. **CVB:** Please check out the CVB's new website at the following web address - <http://www.visitmuscatine.com>
7. **Grate:** As discussed during budget, please see the sample tree grate (flower bed/tree bed) we are planning to use at the intersection of 2nd Street and Sycamore (Adjacent to the Chiropractic Office). We are planning to use this recycled plastic grate in lieu of bark and to improve maintenance time and costs.
8. **MDA:** The Fire Union is once again looking to hold a boot drive in support of MDA. The Mayor and I have met with Union representatives and reminded them that last year was to be the last year the event was to be held in the streets. The boot drive presents safety issues and is no different than panhandling. City staff can not be expected to enforce panhandling (where possible) at the same time we allow boot drives in the street. We have discussed numerous alternatives over the past few years. The union has failed to come up with alternate plans this past year and they are now looking to fall back on the traditional boot drive. I will be meeting with the union at the Fire Station next Tuesday evening. The fire union is holding a meeting at the Fire Station next Wednesday night to review their MDA accomplishments. The Union may not lobby at the station in support of a boot drive. Pending the outcome of next week's meeting the union may attend the Council meeting on the 18th during the public speaking portion of the meeting to make a request of Council. Hopefully between now and then an alternative will be considered.
9. **Comp Plan:** Below are links to the current DRAFT of the Comprehensive Plan. The plan has been through Planning Commission review and will now be brought forward to the City Council in late August or at the September In-Depth. This

should give you adequate time to begin review of the plan. We will bring forward a review of the major highlights of the plan and open things up for questions. We can then determine if Council would like to have additional meetings or proceed to adoption.

- Demographics – Chapter 2: <http://bit.ly/MuscCP2>
- Transportation – Chapter 3: <http://bit.ly/MuscCP3>
- Geographical and Environmental Conditions – Chapter 4: <http://bit.ly/MuscCP4>
- Land Use – Chapter 5: <http://bit.ly/MuscCP5>
- Parks and Recreation – Chapter 6: <http://bit.ly/MuscCP6>
- Community Facilities, Services, & Amenities – Chapter 7: <http://bit.ly/MuscCP7>
- Economic Development: <http://bit.ly/MuscCP8>
- Housing- Chapter 9: <http://bit.ly/MuscCP9a>

MUSCATINE MUNICIPAL GOLF COURSE  
ROUNDS PLAYED

	2004	YTD	2005	YTD	2006	YTD	2007	YTD	2008	YTD	2009	YTD	2010	YTD	2011	YTD	2012	YTD	2013	YTD
MARCH	726	726	963	963	561	561	857	857	738	738	1,151	1,151	1,608	1,608	1093	1,093	2,401	2,401	86	86
APRIL	3,573	4,299	3,426	4,389	3,294	3,855	2,483	3,340	2,569	3,307	3,028	4,179	3,928	5,536	2777	3,870	3,340	5,741	2312	2398
MAY	4,802	9,101	4,852	9,241	4,622	8,477	4,300	7,640	4,589	7,896	5,072	9,251	4,616	10,152	4586	8,456	5,361	11,102	3836	6234
JUNE	5,496	14,597	5,442	14,683	5,327	13,804	4,655	12,295	5,624	13,520	5,666	14,917	5,065	15,217	5111	13,567	5746	16,848	4,989	11,223
JULY	5,574	20,171	5,584	20,267	5,745	19,549	5,210	17,505	6,379	19,899	6,623	21,540	5,343	20,560	5471	19,038	5159	22,007		
AUGUST	5,363	25,534	5,490	25,757	5,142	24,691	4,853	22,358	5,753	25,652	5,334	26,874	5,030	25,590	5550	24,588	5039	27,046		
SEPTEMBER	4,184	29,718	3,924	29,681	4,038	28,729	3,709	26,067	3,812	29,464	4,320	31,194	3,818	29,408	3283	27,871	3584	30,630		
OCTOBER	2,283	32,001	2,571	32,252	2,010	30,739	2,711	28,778	2,438	31,902	1,676	32,870	2,865	32,273	2615	30,486	1952	32,582		
NOVEMBER	767	32,768	943	33,195	1,086	31,825	970	29,748	785	32,687	1897	34,767	1,101	33,374	1005	31,491	<b>1454</b>	34,036		
TOTAL - YTD		<u>32,768</u>		<u>33,195</u>		<u>31,825</u>		<u>29,748</u>		<u>32,687</u>		<u>34,767</u>		<u>33,374</u>		<u>31,491</u>		<u>34,036</u>		<u>11223</u>

*Includes 346 rounds in Dec*

PLAYERS ON SEASON PASSES

	2004	2005	2006	2007	2008	2009	2010	2011	2012	2013
ADULT	168	170	155	141	100	116	154	126	134	106
SENIOR	67	71	80	78	68	78	70	66	82	79
JUNIOR	52	39	50	36	23	29	20	21	24	16
COLLEGE	NA	NA	NA	1	7	13	10	10	7	4
FAMILY	NA	NA	NA	NA	66	56	58	54	51	37
TOTAL	287	280	285	256	264	292	312	277	298	242



10year Average YTD avg

March	1018	1018
April	3073	4091
May	4664	8755
June	5312	14067
July	5676	19744
Aug	5284	25027
Sept	3852	28880
Oct	2347	31227
Nov	1112	32339
Total	32339	

3 year average YTD avg

March	1193	1193
April	2810	4003
May	4594	8597
June	5282	13879
July	5324	19204
Aug	5206	24410
Sept	3562	27972
Oct	2477	30449
Nov	1187	31636
Total	31636	

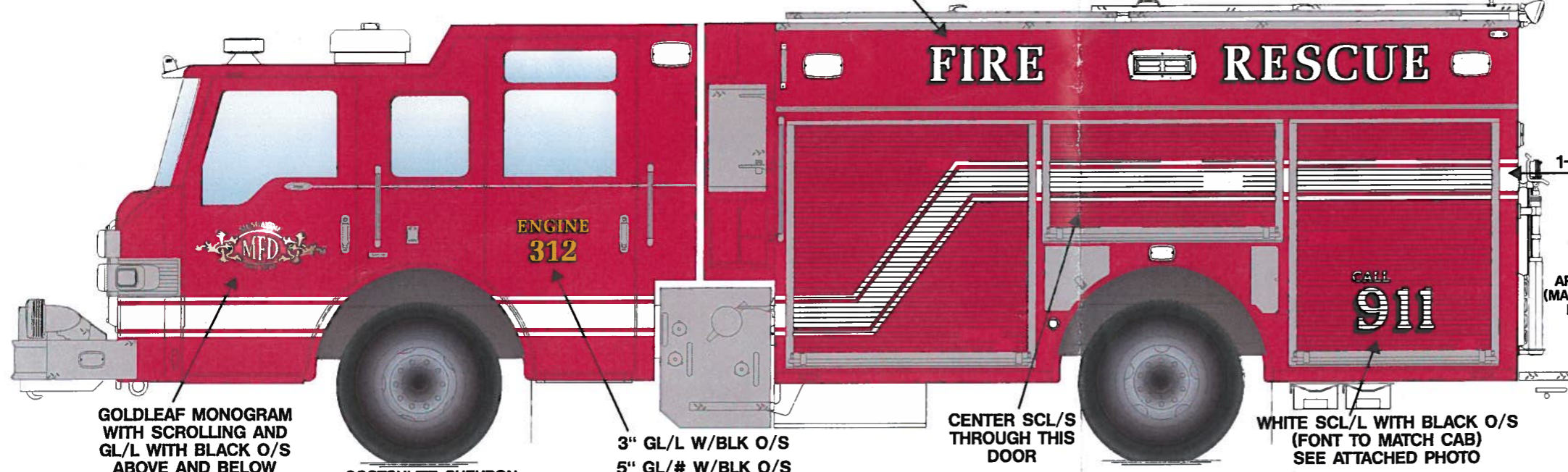




GL/L WITH BLACK O/S  
4" OAV HT  
(MATCH PHOTO FOR FONT)

GOLD SCL/L WITH  
BLACK O/S

APPRX. 9" WHITE SCL/L WITH BLACK O/S  
(FONT TO MATCH CAB)



1-6-1 WHITE SCL/S  
WITH 1" VOIDS

WHITE SCL/L  
WITH BLK O/S  
APPLIED OVER CHEVRON  
(MAKE AS LARGE AS POSS)  
FONT TO MATCH CAB

GOLDFEAF MONOGRAM  
WITH SCROLLING AND  
GL/L WITH BLACK O/S  
ABOVE AND BELOW  
(REF PHOTO FOR CHANGES)  
CUSTOMER TO APPROVE

SCOTCHLITE CHEVRON  
INSIDE CAB DOORS  
4" RED #72  
4" LEMON YELLOW #81

3" GL/L W/BLK O/S  
5" GL/# W/BLK O/S  
(MATCH PHOTO FOR FONT)

CENTER SCL/S  
THROUGH THIS  
DOOR

WHITE SCL/L WITH BLACK O/S  
(FONT TO MATCH CAB)  
SEE ATTACHED PHOTO

SCOTCHLITE CHEVRON  
6" RED #72  
6" LEMON YELLOW #81

APPRX. 8"  
RUBY RED SCL/L  
WITH BLACK O/S  
(FONT TO MATCH CAB)



**THIS IS FOR GRAPHICS REFERENCE ONLY**

**JOB #26671  
MUSCATINE, IA**

**City of Muscatine**  
**Automated Traffic Enforcement System**  
**Summary of Tickets Collected by GATSO**

<u>Date Range</u>		<u>Collections</u>		<u>GATSO Fee</u>	<u>Net City</u>	<u>Fiscal Year</u>	<u>Cumulative</u>
<u>From</u>	<u>To</u>	<u>Amount</u>	<u>Number</u>	<u>(\$27/pd ticket)</u>	<u>Revenue</u>	<u>Amount (City)</u>	<u>Total (City)</u>
<b><u>FY 2010/2011</u></b>							
4/26/2011	5/10/2011	\$ 16,400.00	218	\$ 5,886.00	\$ 10,514.00	\$ 10,514.00	
5/11/2011	5/26/2011	59,225.00	779	21,033.00	38,192.00	48,706.00	
5/27/2011	6/10/2011	77,080.00	1,011	27,297.00	49,783.00	98,489.00	
6/11/2011	6/25/2011	73,115.00	945	25,515.00	47,600.00	146,089.00	
6/26/2011	6/30/2011	26,570.00	338	9,126.00	17,444.00	163,533.00	
(Fiscal Yr-End Cutoff)							
Subtotal - FY 2010/2011		\$ 252,390.00	3,291	\$ 88,857.00	\$ 163,533.00		\$ 163,533.00
<b><u>FY 2011/2012</u></b>							
7/1/2011	7/10/2011	\$ 31,790.00	405	\$ 10,935.00	\$ 20,855.00	\$ 20,855.00	184,388.00
7/11/2011	7/26/2011	99,105.00	1,264	34,128.00	64,977.00	85,832.00	249,365.00
7/27/2011	8/10/2011	82,675.00	1,065	28,755.00	53,920.00	139,752.00	303,285.00
8/11/2011	8/26/2011	68,265.00	870	23,490.00	44,775.00	184,527.00	348,060.00
8/27/2011	9/10/2011	51,010.00	642	17,334.00	33,676.00	218,203.00	381,736.00
9/11/2011	9/26/2011	63,040.00	798	21,546.00	41,494.00	259,697.00	423,230.00
9/27/2011	10/10/2011	39,675.00	496	13,392.00	26,283.00	285,980.00	449,513.00
10/11/2011	10/27/2011	52,915.00	672	18,144.00	34,771.00	320,751.00	484,284.00
10/28/2011	11/10/2011	34,910.00	446	12,042.00	22,868.00	343,619.00	507,152.00
11/11/2011	11/25/2011	36,410.00	459	12,393.00	24,017.00	367,636.00	531,169.00
11/26/2011	12/10/2011	31,235.00	400	10,800.00	20,435.00	388,071.00	551,604.00
12/11/2011	12/27/2011	28,250.00	352	9,504.00	18,746.00	406,817.00	570,350.00
12/28/2011	1/10/2012	37,060.00	478	12,906.00	24,154.00	430,971.00	594,504.00
1/11/2012	1/26/2012	41,130.00	528	14,256.00	26,874.00	457,845.00	621,378.00
1/27/2012	2/10/2012	37,225.00	481	12,987.00	24,238.00	482,083.00	645,616.00
2/11/2012	2/24/2012	24,230.00	307	8,289.00	15,941.00	498,024.00	661,557.00
2/25/2012	3/10/2012	27,120.00	347	9,369.00	17,751.00	515,775.00	679,308.00
3/11/2012	3/26/2012	28,690.00	366	9,882.00	18,808.00	534,583.00	698,116.00
3/27/2012	4/10/2012	26,460.00	342	9,234.00	17,226.00	551,809.00	715,342.00
4/11/2012	4/25/2012	44,465.00	573	15,471.00	28,994.00	580,803.00	744,336.00
4/26/2012	5/10/2012	34,050.00	434	11,718.00	22,332.00	603,135.00	766,668.00
5/11/2012	5/26/2012	35,300.00	446	12,042.00	23,258.00	626,393.00	789,926.00
5/27/2012	6/10/2012	31,130.00	403	10,881.00	20,249.00	646,642.00	810,175.00
6/11/2012	6/25/2012	52,415.00	668	18,036.00	34,379.00	681,021.00	844,554.00
6/26/2012	6/30/2012	20,765.00	267	7,209.00	13,556.00	694,577.00	858,110.00
Total - FY 2011/2012		\$ 1,059,320.00	13,509	\$ 364,743.00	\$ 694,577.00		
						Fiscal Year total before MCA collections	
<b><u>FY 2012/2013</u></b>							
7/1/2012	7/10/2012	\$ 40,360.00	517	\$ 13,959.00	\$ 26,401.00	\$ 26,401.00	1,048,044.00
7/11/2012	7/26/2012	56,520.00	723	19,521.00	36,999.00	63,400.00	1,085,043.00
7/27/2012	8/10/2012	52,805.00	668	18,036.00	34,769.00	98,169.00	1,119,812.00
8/11/2012	8/26/2012	44,170.00	559	15,093.00	29,077.00	127,246.00	1,148,889.00
8/27/2012	9/10/2012	49,420.00	624	16,848.00	32,572.00	159,818.00	1,181,461.00



9/11/2012	9/26/2012	56,340.00	709	19,143.00	37,197.00	197,015.00	1,218,658.00
9/27/2012	10/10/2012	45,655.00	581	15,687.00	29,968.00	226,983.00	1,248,626.00
10/11/2012	10/27/2012	52,895.00	676	18,252.00	34,643.00	261,626.00	1,283,269.00
10/28/2012	11/10/2012	39,395.00	501	13,527.00	25,868.00	287,494.00	1,309,137.00
11/11/2012	11/25/2012	25,540.00	322	8,694.00	16,846.00	304,340.00	1,325,983.00
11/26/2012	12/10/2012	34,155.00	435	11,745.00	22,410.00	326,750.00	1,348,393.00
12/11/2012	12/27/2012	36,205.00	459	12,393.00	23,812.00	350,562.00	1,372,205.00
12/28/2012	1/10/2013	29,690.00	384	10,368.00	19,322.00	369,884.00	1,391,527.00
1/11/2013	1/27/2013	26,575.00	333	8,991.00	17,584.00	387,468.00	1,409,111.00
1/28/2013	2/10/2013	23,815.00	293	7,911.00	15,904.00	403,372.00	1,425,015.00
2/11/2013	2/24/2013	18,965.00	241	6,507.00	12,458.00	415,830.00	1,437,473.00
2/25/2013	3/10/2013	18,895.00	241	6,507.00	12,388.00	428,218.00	1,449,861.00
3/11/2013	3/26/2013	30,465.00	395	10,665.00	19,800.00	448,018.00	1,469,661.00
3/27/2013	4/10/2013	25,750.00	327	8,829.00	16,921.00	464,939.00	1,486,582.00
4/11/2013	4/25/2013	20,085.00	250	6,750.00	13,335.00	478,274.00	1,499,917.00
2/1/2013	4/25/2013	*	62	1,674.00	3,001.00	481,275.00	1,502,918.00
4/26/2013	5/10/2013	*	83	2,241.00	5,124.00	486,399.00	1,508,042.00
4/26/2013	5/11/2013		198	5,346.00	9,964.00	496,363.00	1,518,006.00
5/11/2013	5/26/2013	*	27	729.00	1,961.00	498,324.00	1,519,967.00
5/11/2013	5/26/2013		318	8,586.00	16,464.00	514,788.00	1,536,431.00
5/27/2013	6/10/2013	*	7	189.00	536.00	515,324.00	1,536,967.00
5/26/2013	6/12/2013		468	12,636.00	24,466.00	539,790.00	1,561,433.00
Account Refund		(35.00)	-	-	(35.00)	539,755.00	1,561,398.00
6/11/2013	6/25/2013	*	4	108.00	297.00	540,052.00	1,561,695.00
6/12/2013	6/26/2013		413	11,151.00	22,050.00	562,102.00	1,583,745.00
6/26/2013	6/26/2013		16	432.00	943.00	563,045.00	1,584,688.00

Total - FY 2012/2013

\$ 855,563.00    10,834    \$ 292,518.00    \$ 563,045.00

Fiscal Year total before  
MCA collections

\* Additional from previous GATSO 3rd party vendor.

Not yet billed for GATSO fee

Total to Date

\$ 1,311,710.00    16,800    \$ 453,600.00    \$ 858,110.00





		(74 full or pd in full pmts)			
(Aug collections)	108	1,424	9,295.97	18,188.58	
		(79 full or pd in full pmts)			
(Sept collections)	111	1,535	10,174.39	28,362.97	
		(80 full or pd in full pmts)			
(Oct collections)	125	1,660	10,852.47	39,215.44	
		(87 full or pd in full pmts)			
(Nov collections)	122	1,782	10,151.66	49,367.10	1
		(81 full or pd in full pmts)			
(Dec collections)	156	1,938	11,813.15	61,180.25	
		(95 full or pd in full pmts)			
(Jan collections)	169	2,107	14,326.58	75,506.83	
		(128 full or pd in full pmts)			
(Feb collections)	116	2,223	9,544.48	85,051.31	
		(82 full or pd in full pmts)			
(Mar collections)	166	2,389	13,700.64	98,751.95	
		(124 full or pd in full pmts)			
(Apr collections)	102	2,491	8,696.76	107,448.71	
		(65 full or pd in full pmts)			
(May collections)	76	2,567	6,421.81	113,870.52	
		(50 full or pd in full pmts)			
(June collections)	75	2,642	6,475.97	120,346.49	
		(55 full or pd in full pmts)			
GATSO Portion of Collections		1,000	(27,000.00)	\$ 93,346.49	
July-June (1,001 tickets Paid in Full)				Fiscal Year Net Total	

**City of Muscatine**  
**Automated Traffic Enforcement System**  
**Summary by Month of Tickets Issued and Ticket Fines Collected by GATSO**

**Fiscal Year 2011/2012**

	Number of Citations Issued		No. of Citations Collected by GATSO by Month *		Fines Collected Net of GATSO's Fee *	
	Monthly	Cumulative	Monthly	Cumulative	Monthly	Cumulative
July, 2011	2,626	2,626	1,669	1,669	85,832.00	\$ 85,832
August	1,996	4,622	1,935	3,604	98,695.00	184,527
September	1,205	5,827	1,440	5,044	75,170.00	259,697
October	1,236	7,063	1,168	6,212	61,054.00	320,751
November	1,011	8,074	905	7,117	46,885.00	367,636
December	997	9,071	752	7,869	39,181.00	406,817
January, 2012	1,131	10,202	1,006	8,875	51,028.00	457,845
February	790	10,992	788	9,663	40,179.00	498,024
March	1,157	12,149	713	10,376	36,559.00	534,583
April	1,331	13,480	915	11,291	46,220.00	580,803
May	1,386	14,866	880	12,171	45,590.00	626,393
June	1,545	16,411	1,338	13,509	68,184.00	694,577
Totals	<u>16,411</u>		<u>13,509</u>		\$ 694,577.00	
					MCA Collection Agency Collections	104,727.27
					Net GATSO Fees on MCA Collections	(15,417.00)
					Total Fiscal Year Revenues	<u>\$ 783,887.27</u>

\* Reflects dates tickets paid to GATSO. Those funds are forwarded twice per month to the City.  
At fiscal year-end special deposits are made as of 6/30 each year which accounts for some of the increase in tickets paid and fines in June.

**Fiscal Year 2012/2013**

	Number of Citations Issued		No. of Citations Collected by GATSO by Month *		Fines Collected Net of GATSO's Fee *	
	Monthly	Cumulative	Monthly	Cumulative	Monthly	Cumulative
July, 2012	1,828	1,828	1,240	1,240	\$ 63,400.00	\$ 63,400
August	1,531	3,359	1,227	2,467	63,846.00	127,246
September	1,611	4,970	1,333	3,800	69,769.00	197,015
October	1,224	6,194	1,257	5,057	64,611.00	261,626
November	980	7,174	823	5,880	42,714.00	304,340
December	948	8,122	894	6,774	46,222.00	350,562
January, 2013	815	8,937	717	7,491	36,906.00	387,468
February	661	9,598	534	8,025	28,362.00	415,830
March	904	10,502	636	8,661	32,188.00	448,018
April	722	11,224	639	9,300	33,257.00	481,275
May	1,341	12,565	626	9,926	33,513.00	514,788
June	1,606	14,171	908	10,834	48,257.00	563,045
Totals	<u>14,171</u>		<u>10,834</u>		\$ 563,045.00	
	(Fiscal Year Total)		(Fiscal Year Total)		MCA Collection Agency Collections	120,346.49 (fiscal yr total)
					Net GATSO Fees on MCA Collections	(27,000.00) (fiscal yr total)
					Total Fiscal Year Revenues	<u>\$ 656,391.49</u> (fiscal yr total)
					Budget Estimate	700,000.00
					Amount over (under) Budget	<u>\$ (43,608.51)</u>
					Percent of Budget to Date	93.77%

\* Reflects dates tickets paid to GATSO. Those funds are forwarded twice per month to the City.