



Gregg Mandsager
City Administrator
City Hall, 215 Sycamore St.
Muscatine, IA 52761-3840
(563) 264-1550 Voice/TT
Fax (563) 264-0750

City Administrator Report to Mayor & City Council

March 8, 2013, Edition No. 80

REPORT:

1. ATE: We received \$18,965.00 in ATE collections last week. Net of GATSO's fee, City revenues are \$12,458.00. The updated summary schedule is also attached.
2. Dates:
 - Golf Course opening on March 15th,
 - Compost site opening on April 1st,
 - Earth Day Celebration at the Nature Center on April 19th,
 - Clean Up Week is set for April 22nd through April 26th.
3. March In-Depth Session: Mississippi Drive Corridor and Tax Abatement parameters.
4. IMMI: I will be attending the Iowa Municipal Managers Institute March 20-22. DPW Director Randy Hill will be sitting in for me at the March 21st City Council meeting.
5. Vacation: Just a quick heads up that my family and I will be taking a vacation June 1-8, 2013.
6. Bridge Lighting: There are 5 fixtures remaining to be replaced on the bridge. City Staff met with Musco and VMI (Fixture vendor) to review the outstanding issues. We await word from VMI, but expect to have new fixtures to replace the remaining broken fixture by April or a payment in lieu of the fixtures. Musco has identified a new manufacturer for the fixtures going forward. All else is working well with the bridge lighting project. We certainly appreciate all of Musco's work to provide the City with a quality project!
7. Tax Abatement: Here is an updated link for information on the upcoming tax abatement program: www.muscatineiowa.gov/2013TaxAbatementProgram
8. Bi-State: Attached is a copy of the letter signed by the local communities and Chamber regarding comments to the IDNR on SO2 Non-Attainment Designation in the Muscatine Area.
9. Cedar Street: IDOT review of the Cedar Street plans has not been completed to date. Per IDOT, the project did not make it into the May 21, 2013 letting. A June 18, 2013 letting is realistic and attainable. The question becomes if it is wise to bid in June or wait until September. Staff will be discussing this issue with potential area bidders.

"I remember Muscatine for its sunsets. I have never seen any on either side of the ocean that equaled them" — Mark Twain

City of Muscatine
Automated Traffic Enforcement System
Summary of Tickets Collected by GATSO

<u>Date Range</u>		<u>Collections</u>		<u>GATSO Fee</u>	<u>Net City</u>	<u>Fiscal Year</u>	<u>Cumulative</u>
<u>From</u>	<u>To</u>	<u>Amount</u>	<u>Number</u>	<u>(\$27/pd ticket)</u>	<u>Revenue</u>	<u>Amount (City)</u>	<u>Total (City)</u>
<u>FY 2010/2011</u>							
4/26/2011	5/10/2011	\$ 16,400.00	218	\$ 5,886.00	\$ 10,514.00	\$ 10,514.00	
5/11/2011	5/26/2011	59,225.00	779	21,033.00	38,192.00	48,706.00	
5/27/2011	6/10/2011	77,080.00	1,011	27,297.00	49,783.00	98,489.00	
6/11/2011	6/25/2011	73,115.00	945	25,515.00	47,600.00	146,089.00	
6/26/2011	6/30/2011	26,570.00	338	9,126.00	17,444.00	163,533.00	
(Fiscal Yr-End Cutoff)							
Subtotal - FY 2010/2011		\$ 252,390.00	3,291	\$ 88,857.00	\$ 163,533.00		\$ 163,533.00
<u>FY 2011/2012</u>							
7/1/2011	7/10/2011	\$ 31,790.00	405	\$ 10,935.00	\$ 20,855.00	\$ 20,855.00	184,388.00
7/11/2011	7/26/2011	99,105.00	1,264	34,128.00	64,977.00	85,832.00	249,365.00
7/27/2011	8/10/2011	82,675.00	1,065	28,755.00	53,920.00	139,752.00	303,285.00
8/11/2011	8/26/2011	68,265.00	870	23,490.00	44,775.00	184,527.00	348,060.00
8/27/2011	9/10/2011	51,010.00	642	17,334.00	33,676.00	218,203.00	381,736.00
9/11/2011	9/26/2011	63,040.00	798	21,546.00	41,494.00	259,697.00	423,230.00
9/27/2011	10/10/2011	39,675.00	496	13,392.00	26,283.00	285,980.00	449,513.00
10/11/2011	10/27/2011	52,915.00	672	18,144.00	34,771.00	320,751.00	484,284.00
10/28/2011	11/10/2011	34,910.00	446	12,042.00	22,868.00	343,619.00	507,152.00
11/11/2011	11/25/2011	36,410.00	459	12,393.00	24,017.00	367,636.00	531,169.00
11/26/2011	12/10/2011	31,235.00	400	10,800.00	20,435.00	388,071.00	551,604.00
12/11/2011	12/27/2011	28,250.00	352	9,504.00	18,746.00	406,817.00	570,350.00
12/28/2011	1/10/2012	37,060.00	478	12,906.00	24,154.00	430,971.00	594,504.00
1/11/2012	1/26/2012	41,130.00	528	14,256.00	26,874.00	457,845.00	621,378.00
1/27/2012	2/10/2012	37,225.00	481	12,987.00	24,238.00	482,083.00	645,616.00
2/11/2012	2/24/2012	24,230.00	307	8,289.00	15,941.00	498,024.00	661,557.00
2/25/2012	3/10/2012	27,120.00	347	9,369.00	17,751.00	515,775.00	679,308.00
3/11/2012	3/26/2012	28,690.00	366	9,882.00	18,808.00	534,583.00	698,116.00
3/27/2012	4/10/2012	26,460.00	342	9,234.00	17,226.00	551,809.00	715,342.00
4/11/2012	4/25/2012	44,465.00	573	15,471.00	28,994.00	580,803.00	744,336.00
4/26/2012	5/10/2012	34,050.00	434	11,718.00	22,332.00	603,135.00	766,668.00
5/11/2012	5/26/2012	35,300.00	446	12,042.00	23,258.00	626,393.00	789,926.00
5/27/2012	6/10/2012	31,130.00	403	10,881.00	20,249.00	646,642.00	810,175.00
6/11/2012	6/25/2012	52,415.00	668	18,036.00	34,379.00	681,021.00	844,554.00
6/26/2012	6/30/2012	20,765.00	267	7,209.00	13,556.00	694,577.00	858,110.00
Total - FY 2011/2012		\$ 1,059,320.00	13,509	\$ 364,743.00	\$ 694,577.00		
						Fiscal Year total before MCA collections	
<u>FY 2012/2013</u>							
7/1/2012	7/10/2012	\$ 40,360.00	517	\$ 13,959.00	\$ 26,401.00	\$ 26,401.00	1,048,044.00
7/11/2012	7/26/2012	56,520.00	723	19,521.00	36,999.00	63,400.00	1,085,043.00
7/27/2012	8/10/2012	52,805.00	668	18,036.00	34,769.00	98,169.00	1,119,812.00
8/11/2012	8/26/2012	44,170.00	559	15,093.00	29,077.00	127,246.00	1,148,889.00
8/27/2012	9/10/2012	49,420.00	624	16,848.00	32,572.00	159,818.00	1,181,461.00

9/11/2012	9/26/2012	56,340.00	709	19,143.00	37,197.00	197,015.00	1,218,658.00
9/27/2012	10/10/2012	45,655.00	581	15,687.00	29,968.00	226,983.00	1,248,626.00
10/11/2012	10/27/2012	52,895.00	676	18,252.00	34,643.00	261,626.00	1,283,269.00
10/28/2012	11/10/2012	39,395.00	501	13,527.00	25,868.00	287,494.00	1,309,137.00
11/11/2012	11/25/2012	25,540.00	322	8,694.00	16,846.00	304,340.00	1,325,983.00
11/26/2012	12/10/2012	34,155.00	435	11,745.00	22,410.00	326,750.00	1,348,393.00
12/11/2012	12/27/2012	36,205.00	459	12,393.00	23,812.00	350,562.00	1,372,205.00
12/28/2012	1/10/2013	29,690.00	384	10,368.00	19,322.00	369,884.00	1,391,527.00
1/11/2013	1/27/2013	26,575.00	333	8,991.00	17,584.00	387,468.00	1,409,111.00
1/28/2013	2/10/2013	23,815.00	293	7,911.00	15,904.00	403,372.00	1,425,015.00
2/11/2013	2/24/2013	18,965.00	241	6,507.00	12,458.00	415,830.00	1,437,473.00

Total - FY 2011/2012

<u>\$ 632,505.00</u>	<u>8,025</u>	<u>\$ 216,675.00</u>	<u>\$ 415,830.00</u>
----------------------	--------------	----------------------	----------------------

Fiscal Year total before
MCA collections


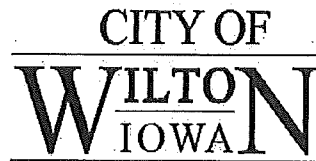

Total to Date

<u>\$ 1,311,710.00</u>	<u>16,800</u>	<u>\$ 453,600.00</u>	<u>\$ 858,110.00</u>
------------------------	---------------	----------------------	----------------------

City of Muscatine
Automated Traffic Enforcement System
Summary of Tickets Forwarded to MCA Collection Service

Date to MCA	Unpaid Amounts to MCA from GATSO				MCA Collections					MEMO Number Canceled
	Number		Amount		Payment date from MCA	Number		Payments		
	Current	Cumulative	Current	Cumulative		Current inc. Partials	Cumulative	Current	Cumulative	
7/7/2011	144	144	\$ 15,990.00	\$ 15,990.00	8/12/2011					
8/1/2011	417	561	46,440	62,430.00	(July collections)	26	26	\$ 2,694.06	\$ 2,694.06	3
9/6/2011	364	925	40,565	102,995.00	9/12/2011	(21 full or pd in full pmts)				
10/4/2011	477	1,402	53,395	156,390.00	(Aug collections)	74	100	7,438.75	10,132.81	9
10/31/2011	288	1,690	32,345	188,735.00	10/14/2011	(60 full or pd in full pmts)				
11/23/2011	191	1,881	21,750	210,485.00	(Sept collections)	98	198	9,682.38	19,815.19	1
12/30/2011	276	2,157	30,895	241,380.00	11/10/2011	(76 full or pd in full pmts)				
1/26/2012	144	2,301	16,085	257,465.00	(Oct collections)	150	348	13,938.33	33,753.52	12
2/27/2012	198	2,499	22,150	279,615.00	12/12/2011	(101 full or pd in full pmts)				
3/30/2012	215	2,714	24,065	303,680.00	(Nov collections)	128	476	10,224.38	43,977.90	1
4/26/2012	131	2,845	14,660	318,340.00	1/9/2012	(87 full or paid in full pmts)				
5/31/2012	237	3,082	26,425	344,765.00	(Dec collections)	115	591	8,945.93	52,923.83	1
6/28/2012	213	3,295	24,080	368,845.00	2/9/2012	(57 full or pd in full pmts)				
7/30/2012	259	3,554	29,040	397,885.00	(Jan collections)	112	703	9,725.62	62,649.45	0
8/30/2012	336	3,890	37,905	435,790.00		(75 full or pd in full pmts)				
9/27/2012	313	4,203	35,320	471,110.00	GATSO Portion of Collections		703	(12,879.00)	49,770.45	
10/26/2012	218	4,421	24,255	495,365.00	July-Jan (477 tickets)					
11/30/2012	311	4,732	34,710	530,075.00	(Feb collections)	115	818	10,182.02	59,952.47	1
12/31/2012	256	4,988	28,560	558,635.00		(93 full or pd in full pmts)				
1/31/2013	217	5,205	24,820	583,455.00	(Mar collections)	85	903	7,449.22	67,401.69	0
						(63 full or pd in full pmts)				
					(Apr collections)	98	1,001	8,054.93	75,456.62	2
						(65 full or pd in full pmts)				
					(May collections)	98	1,099	7,988.47	83,445.09	3
						(65 full or pd in full pmts)				
					(Jun collections)	107	1,206	8,403.18	91,848.27	1
						(68 full or pd in full pmts)				
					GATSO Portion of Collections		1,206	(9,747.00)	82,101.27	
					Feb-June (361 tickets)					
								Fiscal Year net total		
								Cumulative		
					(July collections)	110	1,316	8,892.61	90,993.88	

		(74 full or pd in full pmts)			
(Aug collections)	108	1,424	9,295.97	100,289.85	
		(79 full or pd in full pmts)			
(Sept collections)	111	1,535	10,174.39	110,464.24	
		(80 full or pd in full pmts)			
(Oct collections)	125	1,660	10,852.47	121,316.71	
		(87 full or pd in full pmts)			
(Nov collections)	122	1,782	10,151.66	131,468.37	1
		(81 full or pd in full pmts)			
(Dec collections)	156	1,938	11,813.15	143,281.52	
		(95 full or pd in full pmts)			
(Jan collections)	169	2,107	14,326.58	157,608.10	
		(128 full or pd in full pmts)			



Chuck Gipp, Director
Iowa Department of Natural Resources
Wallace State Office Building
502 E. 9th Street
Des Moines, IA 50319-0034

Dear Director Gipp:

The U.S. Environmental Protection Agency (USEPA) has recommended that the area geographically represented by Muscatine County be classified as a non-attainment area for sulfur dioxide based on the National Ambient Air Quality Standards (NAAQS). The one-hour sulfur dioxide standard is set at 75 parts per billion, a level designed to protect against short-term exposures. The USEPA recommendation is a result of monitoring data from Musser Park in Muscatine where data has been collected for one-hour periods from 2008-2010, and 2009-2011. Officials in Muscatine County area have been working within the Bi-State Region for several years to encourage voluntary emission reductions in order to maintain clean air. The Iowa Department of Natural Resources (IADNR) has also been working with local emission sources to improve air quality within Muscatine County area.

Protection of human health is important to our elected officials and citizens. It is also important to evaluate a nonattainment designation on full representation of valid data. Designating the entire county based on one monitor and data missing for a year as part of a three-year average is a concern. We request in response to the USEPA recommendation that the IADNR suggest a deferral to the designation process and work within the State Implementation Plan (SIP) on controls to reduce emissions that will effectively limit air quality degradation and determine the narrowest boundary to allow clean air while providing for a healthy economy.

This issue is of the utmost importance to the Muscatine County area and the Bi-State Region. If a non-attainment boundary must be drawn, it should be to the narrowest extent as not to impede economic development within the county as a whole. We are committed to clean air and will continue to work in partnership with IADNR to address this matter.


Sincerely,




Chair, Muscatine County Board of Supervisors



Mayor, City of Wilton



Mayor, City of Muscatine



Mayor, City of West Liberty



President & CEO, Greater Muscatine
Chamber of Commerce

Cc: Jim McGraw, Iowa Department of Natural Resources
Congressman Dave Loebsack
U.S. Senator Charles Grassley
U.S. Senator Tom Harkin
State Senator Robert Dvorsky
State Senator Chris Brase
State Representative Thomas Sands
State Representative Mark Lofgren